

WaxCleaner



WIPE CARE






Water-based wipe care product. Cleaning and protecting in one step.

- Leaves behind a thin protective wax film
- Extremely economical concentrate
- Material-protecting and pH-neutral
- Good cleaning effect
- Can be used universally on various oiled / oiled-waxed floors

Range of use:

Suitable for cleaning and caring for oiled and waxed parquet and hardwood floors.

Technical Data

ART.-NO.			
10041	1l	12	480
	10l	-	60

Storage and transportation

36 months of storage stability.
No hazardous material according to ADR.
Store and transport between +5 to +25°C. Protect from frost.

Application

- Remove any loose dirt and dust in advance using a vacuum, brush or mop.
- Observe general and, if necessary, product-specific occupational health and safety regulations. Further information can be found in the GISCODE-related operating instructions which are available under www.wingis-online.de.
- Shake the contents well.

THINNER / MIXING

Water.

APPLICATION TOOL / APPLICATION RATE

LOBA mop. On large areas, use a suitable flat wiper mop or a scourer-vacuum machine. / Depending on the area of application, add approx. 200 - 1000 ml to a bucket with 10 l of water, sufficient for 100 m². If soiling is heavy, use a higher ratio.

DRYING TIME

- Approx. 60 min.

APPLICATION:

Initial care

If initial care with LOBA NatureWax or ParkettWax is not possible, mix 1l of WaxRefresh with 10l of water and apply it to the end-of-installation or stripped flooring. The surface can be polished after drying.

Maintenance cleaning (manual):

Add 200-300ml WaxRefresh to 10l water and apply it to the flooring with a wiper mop. Allow any residual moisture to dry.

Application

Maintenance cleaning (machine):

Add 200-300ml Refresh to 10l water and apply it to the flooring with a scourer-vacuum machine. Do not vacuum up the liquid straight away so that the residual moisture is able to dry on the surface and achieve an adequate degree of care.

Note:

The surface must not be flooded with cleaning solution. Using too much water and allowing the product to work for too long can cause swelling of parquet, wooden and cork flooring and must therefore be avoided.

General guidelines

Cleaning of tools: Clean tools and equipment immediately with water.

Drying time: The indicated drying times are valid for +20°C and 50% relative humidity, and assume careful, draught-free ventilation of the working area. Lower temperatures, higher relative humidity or poorer ventilation lead to longer drying times. Do not apply any protective coverings, wet clean the surface or lay carpet until the coating has achieved its final hardening. Product-specific data can be found in the relevant technical information.

The information in this document and all other advice and recommendations that we provide to help and assist the applicator are based on previous experience and relate to Spezial conditions. Because of the wide range of possible uses and conditions of application of our products, we do not relieve users from the need to carry out their own trials or to seek technical advice by speaking to the LOBA application engineering department. Observe the floor covering manufacturer's recommendations and the provisions of the current standards. Our liabilities and responsibilities are exclusively in accordance with our Terms and Conditions and are not extended by this information or by our advice. The publishing of a new technical data sheet automatically invalidates the earlier version.

The words or symbols denoted by ® stand for trademark rights that are at least registered and protected in the territory of Germany.