

# NatureOil



CARE PRODUCT



## Replenishing care oil




Water-based maintenance oil. To protect finished oiled floors. As a solvent-free and therefore environmentally conscious care product, this is the ideal complement to sustainable parquet flooring. Preserves the beautiful appearance of oiled flooring. Suitable for full-surface care or partial touch-ups.

- Refreshes tired and worn floors
- Removes slight damage in oiled surfaces
- Solvent-free
- Odor neutral
- Innovation by LOBA

## Range of use:

Suitable care product for oiled parquet and wooden hardwood floors.

## Technical Data

ART.-NO.			
10100	1l	12	540
	5l	4	128

## Storage and transportation

24 months of storage stability.  
No hazardous material according to ADR.  
Store and transport between +5 to +25°C. Protect from frost.

## GISCODE

Ö10+

## Application

- Remove loose dirt and dust in advance with a vacuum, broom or mop, then damp-wipe the surface with LOBA CleanFix or Cleaner. Stubborn dirt or care product residue must be removed in advance by stripping the surface. Please note the relevant product's technical information when doing this.
- Shake the contents well.
- Observe general and, if necessary, product-specific occupational health and safety regulations. Further information can be found in the GISCODE-related operating instructions which are available under [www.wingis-online.de](http://www.wingis-online.de).
- Follow the care instructions according to the area of application.
- The application of a maintenance layer can change the properties and/or gloss level. Test certificates for slip resistance and suitability for sports floors must be observed.

## THINNER / MIXING

The product is ready for use and must not be reduced!

## APPLICATION TOOL / APPLICATION RATE

LOBA spray can or cloth / 10-30 ml/m<sup>2</sup> (30-100m<sup>2</sup>/l), depending on the absorbency of the substrate.

## DRYING TIME

- Careful use possible after 4-6 hours.
- Full traffic capability and coverage after 12 hours.

## Application

### APPLICATION:

#### Newly laid multi-layer elements, as well as freshly oiled flooring

must be cleaned until it is free from dust (brush, vacuum). Apply NatureOil in a thin even layer with a lint-free cloth, equalising any excess immediately until a completely transparent surface is produced. Avoid puddle formation.

#### Floors with stubborn dirt and worn floors with traces of use

can be prepared with a thorough cleaning using LOBA Cleaner or LOBA ParkettSoap, if necessary also with mechanical equalisation using slightly abrasive LOBASAND SpecialPads (beige/green). After drying completely, apply NatureOil.

#### For more serious damage,

treatment with an impregnating oil may be necessary. We provide information about this in the LOBA care instructions for oiled wooden flooring.

#### Larger areas

can be treated using the SprayCleaner method. Apply NatureOil by spraying it on and equalising it by machine (single-disc machine with LOBASAND SpecialPad white).

#### On non-absorbent substrates

e.g. newly laid or barely used parquet flooring UV-oiled at the factory, wetting problems can occur. NatureWax, for example, is suitable for caring these floors.

### IMPORTANT INFORMATION

Keep soaked cloths, pads and other tools in closed containers. Moisten oil in combination with sanding dust, fabric cloths and so on with water or store in a sealable bucket and dispose of in a fire-safe manner, since otherwise there is a risk of self-ignition.

## General guidelines

**Cleaning of tools:** Clean tools and equipment immediately with water.

The information in this document and all other advice and recommendations that we provide to help and assist the applicator are based on previous experience and relate to Spezial conditions. Because of the wide range of possible uses and conditions of application of our products, we do not relieve users from the need to carry out their own trials or to seek technical advice by speaking to the LOBA application engineering department. Observe the floor covering manufacturer's recommendations and the provisions of the current standards. Our liabilities and responsibilities are exclusively in accordance with our Terms and Conditions and are not extended by this information or by our advice. The publishing of a new technical data sheet automatically invalidates the earlier version.

**Drying time:** The indicated drying times are valid for +20°C and 50% relative humidity, and assume careful, draught-free ventilation of the working area. Lower temperatures, higher relative humidity or poorer ventilation lead to longer drying times. Do not apply any protective coverings, wet clean the surface or lay carpet until the coating has achieved its final hardening. Product-specific data can be found in the relevant technical information.

The words or symbols denoted by ® stand for trademark rights that are at least registered and protected in the territory of Germany.