



ParkettOil Deluxe

Transparent

CARE PRODUCT






High performance maintenance oil. For re-impregnating oiled flooring. The high oil content means that even markedly worn, oiled flooring can be restored to its original appearance after just one use. Especially low-odor formula.

- For maintenance of heavily leached, open-pored, oiled surfaces
- Specially for re-impregnation after intensive cleaning
- Ideal for full-surface care or partial improvements
- Preserves the anti-slip properties of oiled flooring

Range of use:

Suitable for maintaining badly leached oiled hardwood floors. Do not use on non-absorbent UV-oiled products.

Technical Data

ART.-NO.			
10466	1l	6	480
	5l	4	120

Solids	45.4 ±2%
Contents	aliphatic hydrocarbons, modified vegetable oils, siccatives, water, cobalt-free siccatives
Storage and transportation	36 months of storage stability. Not sensitive to frost.
GISCODE	Ö60

Application

- Observe general and, if necessary, product-specific occupational health and safety regulations. Further information can be found in the GISCODE-related operating instructions which are available under www.wingis-online.de.
- Shake the contents well.

THINNER / MIXING

The product is ready for use and must not be reduced!

APPLICATION TOOL / APPLICATION RATE

LOBA trowel or cloth / 10-30 ml/m² (30-100m²/l) depending on the absorbency of the substrate. Equalise with LOBASAND SpecialPad beige.

DRYING TIME

- Equalise after 30-60 min.
- Careful use possible after 4-6 hours.
- Full traffic capability and coverage after 12 hours.

APPLICATION:

ParkettOil Deluxe can only be used on absorbent substrates, e.g. badly worn-out flooring or after intensive cleaning. Mechanical equalisation is absolutely essential.

Application

Worn floors with traces of use

can be prepared with a thorough cleaning using LOBA Cleaner or LOBA ParkettSoap, and if necessary with mechanical equalisation using slightly abrasive pads (beige/green). Once completely dry, apply ParkettOil Deluxe and leave on for around 30-60 minutes. The equalise the entire surface using a single-disc machine with a LOBASAND SpecialPad beige underneath.

Larger areas

Put ParkettOil Deluxe directly on a LOBASAND Special-Pad beige. Rub in the oil supported by a single disc machine. Let work for approx. 20 min. Even out surface with a single-disc machine and LOBASAND Special-Pad beige.

IMPORTANT INFORMATION

Keep soaked cloths, pads and other tools in closed containers. Moisten oil in combination with sanding dust, fabric cloths and so on with water or store in a sealable bucket and dispose of in a fire-safe manner, since otherwise there is a risk of self-ignition.

General guidelines

Cleaning of tools: Clean tools with solvents such as brush cleaner.

Drying time: The indicated drying times are valid for +20°C and 50% relative humidity, and assume careful, draught-free ventilation of the working area. Lower temperatures, higher relative humidity or poorer ventilation lead to longer drying times. Do not apply any protective coverings, wet clean the surface or lay carpet until the coating has achieved its final hardening. Product-specific data can be found in the relevant technical information.

Interactions: Materials such as carpet underlays, furniture legs, castors, flexible adhesives used for parquet or for fixing can lead to softening and discoloration. Material building up in the joints can adversely affect touch and appearance. Exposure to hair dyes or rubber tyres on cars, motorcycles and cycles can lead to permanent, irreversible discoloration of the surface.

The information in this document and all other advice and recommendations that we provide to help and assist the applicator are based on previous experience and relate to Spezial conditions. Because of the wide range of possible uses and conditions of application of our products, we do not relieve users from the need to carry out their own trials or to seek technical advice by speaking to the LOBA application engineering department. Observe the floor covering manufacturer's recommendations and the provisions of the current standards. Our liabilities and responsibilities are exclusively in accordance with our Terms and Conditions and are not extended by this information or by our advice. The publishing of a new technical data sheet automatically invalidates the earlier version.

The words or symbols denoted by ® stand for trademark rights that are at least registered and protected in the territory of Germany.