

EasyPrime



PRIMER



The safe primer




Polyurethane-acrylate water-based primer for roller and trowel application for wooden floors. This universal primer offers rapid drying. It offers maximum safety thanks to no lap marks, even with critical types of wood.

- Used on millions of m² worldwide every year
- All-rounder offering maximum processing reliability
- Premium quality at a fair price
- Reduces side bonding
- Suitable for use with practically all European and exotic woods, as well as in sports and multipurpose halls

Range of use:

Suitable for virtually all types of European and exotic timber. Note the LOBA wood types list, which can be found at www.loba.de. If in doubt, consult the factory. The side-bonding effect of Water-based finishes is reduced. No block bonding occurs with parquet or wooden flooring that has been properly laid and bonded or secured with shear-resistant adhesive.

Technical Data

ART.-NO.			
11036	1l	12	480
	5l	4	128
	10l	-	60

Solids	29 ±2%
Viscosity DIN 4	15 ±2s
Storage and transportation	15 months of storage stability. No hazardous material according to ADR. Store at +5 to +25°C. No risk of frost damage during transportation.
GISCODE	W3+
2004/42/CE	EU limit value for this product (cat. A/i): 140 g/l (2010). This product contains max. 63 g/l VOC.

Application

- The surface must be professionally sanded. The floor must be dry and free of any old coatings, oil, grease, wax, silicone, sanding dust and other impurities.
- The optimal processing conditions are room temperature +15°C to + 25°C, floor temperature +15°C to +22°C, rel. humidity 40% - 75%, material temperature +18°C - + 25°C, max. wood moisture 12%, sufficiently ventilate working rooms.
- In order to prevent parquet damage, the room temperature should be set to the annual average expected for the use of the product.
- To reduce the risk of excessive swelling, we recommend applying a maximum of 2 roll applications per day.
- Transfer material to a LOBA varnish bucket before applying.
- Stir the material well.
- Observe general and, if necessary, product-specific occupational health and safety regulations. Further information can be found in the GISCODE-related operating instructions which are available under www.wingis-online.de.

THINNER / MIXING

The product is ready for use and must not be reduced!

APPLICATION TOOL / APPLICATION RATE

LOBA roller Universal 100 / 100 - 120 ml/m² (8-10 m²/l).

LOBA roller Microfaser 100-120 / 80-100 ml/m² (10-12 m²/l).

Due to the reduced volume of application, the use of the roller Microfaser leads to less wood swelling.

LOBA trowel / 1st application approx. 40 ml/m² (25m²/l), 2nd application approx. 20 ml/m² (50m²/l)

INTERMEDIATE SANDING

Do not intermediate-sand the primer.

If an adequate layer thickness is achieved (roller application, poorly absorbent substrate), the surface can be worked over with a single-disc machine and LOBASAND maroon pad underneath.

Carefully remove dust before overcoating.

DRYING TIME

- The earliest the floor can be varnished over in the case of roller applications is approx. 60 minutes and 30 minutes for trowel applications, but within 24 hours.
- If there are drying delays, wait until completely dry.

SUITABLE FINISHES:

Normal traffic:

- Life.

Up to heavy traffic:

- Viva.
- EasyFinish.

Up to very heavy traffic:

- 2K Fusion.
- 2K Duo.
- 2K Supra A.T..
- 2K UltraSport.
- 2K InvisibleProtect.
- Rush.

APPLICATION FOR PARQUET AND WOODEN FLOORING:

- Prepare the substrate properly.
- Roller on the primer generously.
- Drying.
- Roll on LOBA Water-based finish.

ALTERNATIVE APPLICATION WITH TROWEL:

Do not use on orchard, colored, coniferous or tropical types of wood, chemically or thermally treated wood, worn-out old flooring, flooring with gaps or sports parquet flooring

- Prepare the substrate appropriately.
- Trowel on EasyPrime.
- Drying.
- Trowel on EasyPrime (following the cross-wise pattern).
- Drying.
- Roll on LOBA Water-based finish.

General guidelines

Cleaning of tools: Clean tools and equipment immediately with water.

Fire protection:

Layer-forming systems:

To comply with DIBt approval and achieve fire protection class Cfl-s1 in accordance with DIN EN 14342, Table 1, a dry film thickness of max. 100 µm is required for finishes and max. 50 µm for hard wax oils.

Non-film-forming systems:

To achieve fire protection class Cfl-s1 in accordance with DIN EN 14342, Table 1, an application quantity of 20 to 60 g/m² must be observed.

Drying time: The indicated drying times are valid for +20°C and 50% relative humidity, and assume careful, draught-free ventilation of the working area. Lower temperatures, higher relative humidity or poorer ventilation lead to longer drying times. Do not apply any protective coverings, wet clean the surface or lay carpet until the coating has achieved its final hardening. Product-specific data can be found in the relevant technical information.

Intermediate sanding: Where several layers of coatings are applied, if any layer is not overcoated within 24 hours, then the only way to ensure adequate bond between the layers is by intermediate sanding. An intermediate sanding before the final application will achieve an even surface. Carefully clean off the dust after intermediate sanding.

Use with or without a primer: Generally all finishes can be used without a primer. The use of a primer increases application reliability and ensures a finish free of lap marks and stripes, almost irrespective of the wood type. Further details can be found in the LOBA wood type list in the current product catalogue.

Edge bonding: Water-based coating systems usually show a tendency for edge bonding. Several measures can be taken to minimise the formation of irregular joints and the associated locking effect. The use of shear-resistant or firm elastic adhesive to glue the parquet, careful filling of the joints with wood putty, use of suitable primers, such as LOBA EasyPrime, pretreatment of the groove sides on solid wood boards with wax compatible with the coating before laying. Taking steps to ensure that the room climate, in particular the relative humidity, remains constant. (Careful advising of the customer is recommended). Old floors with damaged, weak adhesives, and flexibly glued or nailed parquet, plank flooring, wood block flooring, industrial parquet, as well as parallel parquet, parquet on underfloor heating, and woods which change their moisture content quickly, such as beech and maple.

Interactions: Materials such as carpet underlays, furniture legs, castors, flexible adhesives used for parquet or for fixing can lead to softening and discoloration. Material building up in the joints can adversely affect touch and appearance. Exposure to hair dyes or rubber tyres on cars, motorcycles and cycles can lead to permanent, irreversible discoloration of the surface.

The information in this document and all other advice and recommendations that we provide to help and assist the applicator are based on previous experience and relate to Spezial conditions. Because of the wide range of possible uses and conditions of application of our products, we do not relieve users from the need to carry out their own trials or to seek technical advice by speaking to the LOBA application engineering department. Observe the floor covering manufacturer's recommendations and the provisions of the current standards. Our liabilities and responsibilities are exclusively in accordance with our Terms and Conditions and are not extended by this information or by our advice. The publishing of a new technical data sheet automatically invalidates the earlier version.

The words or symbols denoted by ® stand for trademark rights that are at least registered and protected in the territory of Germany.