

# 2K ImpactOil Color

## Various Colors



HIGH-SOLID OIL COLOR



A durable 2-Component high-solid oil for hardwood flooring based on natural ingredients. Accentuates the natural character of the wood and achieves excellent properties. Available in 18 designer colors. 2K ImpactOil fortifies and protects from within.

- 100% solids – solvent-free
- Natural satin appearance
- Excellent water resistance, also suitable for bathrooms, kitchens and other rooms exposed to high humidity
- Increased anti-slip class R10 according to DIN 51130
- Easy and ergonomic application
- Time-saving application in 1 day
- Very high coverage

### Recommended use:

Suitable for high traffic commercial areas. Suitable for wood floors.



## Product data

ART.-NO.			
10610	750 g	4	624

All colors are also available in 100 ml sample cans.  
10610-90 / SampleSet / 17 x 100ml + 5 x 100ml PreTone

### Contents

modified vegetable oils, pigments, siccatives, cobalt-free siccatives, water

### Storage and transportation


Shelf life: 36 months in unopened containers.

Not sensitive to freezing.

#### Basic Colors



LO-FI-084  
Black




LO-FI-026  
White



LO-FI-196  
Grey

#### Wood Colors



LO-FI-080  
Mahogany




LO-FI-290  
Walnut



LO-FI-081  
Smoked oak



LO-FI-023  
Kambala



LO-FI-024  
Sucupira



LO-FI-191  
Antique oak

#### Trend Colors




LO-FI-079  
Papyrus




LO-FI-190  
Chalk



LO-FI-192  
Oyster



LO-FI-193  
Clay



LO-FI-194  
Sand



LO-FI-189  
Pearl



LO-FI-195  
Silver

Illustration colors are non-binding

## Product data

### RANGE OF USE FOR WOOD TYPES:

NORTH AMERICAN/EUROPEAN SPECIES			
Maple (Canadian)	+	Arrurra Vermelho	+
Maple (European)	+	Bamboo	+
Acacia / Yellow Locust	+	basralocus wood	+
Acacia / Yellow Locust steamed	+	Opepe	+
Birch	+	Cabreuva	+
Pear tree	◇	Coigue steamed	+
Beech steamed	+	Cumaru / Almendrillo	+
Beech natural	+	Curupau	+
White Oak	+	Curupay	+
Alder	+	Doussie / Afzelia	+
Ash	+	Ebony / Makassar	+
Spruce	+	Eucalyptus / Jarrah	+
Chestnut tree	+	Eucalyptus / Spottet Gum	+
Pine	+	Guatambu	+
Cherry (North American)	+	Hard Pine (new floors)	+
Cherry (European)	+	Rubberwood	+
Larch	+	Incienco Colorado	+
Walnut (European)	+	Ipe / Lapacho / Guaycan	◇
Olive tree	+	Iroko / Kambala	+
Smoked oak	+	Iron Wood	+
Red Oak	+	Jatoba / Brazilian Cherry	+
Elm	+	Kempas	+
Further Species		Coconut	+
Afromosia / Kokrodua	+	Kotibe / Mahogany	+
		Mahogany	+
		Mahogany Acajou	+
		Massaranduba	+
		Mecrusse	+
		Moluccan Ironwood	+
		Muhuhu	+
		Mutenye	+
		Camwood	+
		rosewood	+
		Partridge Wood	+
		Pigua Marfin	+
		Pitch Pine (old floors)	+
		Purpleheart	+
		Sucupira	+
		Tasmanien Oak	+
		Tauari	+
		Teak	+
		Tigerwood	+
		Wenge	+
		Yvyro	+
		Cypress	◇
		Other Surfaces	
		Multiplex	+
		OSB Board	◇
		Chipboard	◇

+ No restriction on use.

◇ Use can cause problems. Consultation with LOBA recommended.

– Use not recommended.

## Information for Use

- For professional use only!
- BEFORE USING, READ AND UNDERSTAND ALL LABEL INSTRUCTIONS AND MATERIAL SAFETY DATA SHEETS.
- For technical advice call our Loba-Wakol Technical Service at 1-800.230.6456.
- Recommended conditions are 50°F-80°F/40-65%RH.
- Sand and prepare floors according to NWFA guidelines.
- **WARNING!** If you scrape, sand, or remove old paint from wood floors, you may release lead dust. Follow local and/or federal requirements for lead removal. Before you start, find out how to protect yourself and others by contacting the National Lead Information Hotline at 1-800-424-LEAD or log on to [www.epa.gov/lead](http://www.epa.gov/lead).
- For best results the final sanding by screen should be 100 grit.
- ALWAYS PREPARE A SAMPLE OR TEST AREA TO DETERMINE COMPATIBILITY, APPEARANCE, AND DESIRED RESULTS.
- POT LIFE: 1 hour: Stir base well, add the hardener in a ratio of 10:1 and stir in well (also possible by machine with LOBA Paint mixer). If partial quantities are to be mixed, these must be

weighed out.

- Do not thin. Do not add water.
- Do not apply at temperatures below 55°F (13°C). Make sure material is at room temperature. Always maintain adequate ventilation during all phases of the coating and drying process.
- Apply evenly at the recommended coverage rate. Avoid streaks, puddles, and lap marks.
- This product is part of the LOBA and Wakol "Connected Systems". The approved combinations with Wakol wood flooring adhesives may be found in the "Connected Systems Matrix": <https://www.loba.de/us/connected-systems/>

### APPLICATION TOOL

LOBA trowel  
Single disc machine  
LOBASAND SpecialPad beige

## Information for Use

### COVERAGE

150-250 square feet per per 0.75 kg unit for colored oil with 2 coats

Coverage depends on the absorbency of the wood.

### DRYING TIME

- Walk on after 12 hours.
- Slightly stressable after 24 hours.
- Fully stressable after 10 days.

### OPTIONAL PRE-TREATMENT TO ACHIEVE SPECIAL EFFECTS

#### Pigment stain:

- PreTone white.
- PreTone brown.
- PreTone black.
- PreTone mocha.
- PreTone steel.

Refer to the Technical Data Sheets for the product.

### TROWEL-APPLICATION ONE DAY SYSTEM

- Apply small quantity of 2K ImpactOil Color to the floor by using a LOBA Trowel.
- Allow the oil to penetrate for 20 minutes.
- Equalize the surface by using a buffing machine and a LOBASAND SpecialPad beige. Buff to remove excess and until you achieve a consistent and uniform color.
- Equalize the edges by hand using strips of a LOBASAND SpecialPad beige.
- Repeat process.
- Remove all footprints and residues with a buffer or by hand.

### PAD-APPLICATION FOR TWO DAY SYSTEM

- Put 2K ImpactOil Color directly onto a LOBASAND SpecialPad beige and distribute in a then even layer using a buffer.
- Equalize surface with buffer and new LOBASAND SpecialPad beige.
- Equalize the edges by hand using strips of a LOBASAND Special pad beige.
- Remove all footprints and residues with a buffer or by hand.
- After drying overnight repeat the procedure. You will find a detailed instruction to this topic in our Technical Tips and Tricks "Application technique of 2K ImpactOil by using a LOBASAND SpecialPad beige".

### COMPATIBILITY

When this product is used in combination with other LOBA products the technical information of these products must be followed. Refer to the Technical Data Sheets. LOBA cannot guarantee the suitability of products other than LOBA.

### IMPORTANT INFORMATION

#### WARNING! SELF-IGNITION:

**Store cloths, pads, and other tools contaminated with oil in closed metal container or soak in water immediately after use. Do not leave used rags on jobsite! Do not dispose of with sawdust!**

## General guidelines

**Cleaning of tools:** Clean tools with solvents such as brush cleaner.

**Side bonding:** A shear resistant adhesive should be used to install hardwood flooring planks, end grain blocks, installations over radiant heat systems as well, as types of wood with short moisture changing times (e.g. beech, maple). When applying LOBA Impact Oil side bonding is not possible.

**Cure Time:** The stated drying and cure times are based on ideal conditions (68°F, 50% rH) at the recommended application rates. Insufficient ventilation, high humidity, lower temperatures, increased coat thickness can prolong the curing process considerably. Do not cover floors, replace carpets or rugs, or clean floors with a damp mop/cloth before the final curing has been reached. Remaining excessive material will prolong curing. On some exotic woods curing time can be extended.

**Floor Care:** Clean floor with damp cloth or mop only after full cure is reached. Do not clean with water or detergent during the first week. After one week we recommend the use of LOBA Hardwood Floor Cleaner. Put walk-off mats at all entrance doorways to minimize dirt and grit. Sweep or vacuum daily and damp-wipe with LOBA Hardwood Floor Cleaner. Use felt pads under furniture legs and appliances. Place furniture and other heavy appliances carefully.

**Plasticizer containing materials:** Plasticizer containing materials e.g. carpet padding, furniture padding, chair casters, elastic adhesives, etc. could lead to softening and discoloration of the finish. Visit [www.loba-wakol.com](http://www.loba-wakol.com) for additional information and instruction about floor care and maintenance.

## General guidelines

**Safety Precautions:** Even when working with low or zero-emission products the usual safety measures must be taken. Keep away from children. Do not eat, drink, or smoke in working areas. Wear suitable safety gloves. Clean product off of hands. Change soiled clothes.

**First Aid:** If swallowed, do not induce vomiting. Call for medical help immediately. Never give anything by mouth to an unconscious person. If breathing is difficult or other respiratory complaints, remove to fresh air and get medical attention. In case of eye contact, immediately flush eyes for several minutes under running water. Generally, this product does not cause skin irritation. Call a physician if irritation occurs.

**Special Information** The information in this document and any other information or advice we provide is intended for our customers only, and all information and advice is subject to the terms and limitations in Loba-Wakol's General Terms and Conditions, including without limit its limited warranty ("Terms"). The Terms are not expanded, changed, or waived by the information in this document or by any information or advice given by Loba-Wakol. Loba-Wakol has no relationship or obligation to anyone other than the customer that originally purchases the product from Loba-Wakol.

The information in this document and any other information or advice we provide is the result of our prior experience and our knowledge of our products. Due to the wide variety of application possibilities and processing conditions, it is the customer's responsibility to test our product for suitability for its intended purpose. When in doubt, call our Technical Service for support. Technical Information is also available by visiting our website [www.loba-wakol.com](http://www.loba-wakol.com). You must read and understand, and have your professional installer read and understand, all information contained in our Terms and in our published specifications, technical data sheets, written directions for installation, use and maintenance, and labels on the product. If you have any questions during application or use, immediately stop the application and use and contact our Technical Service. For information about other products offered by Loba-Wakol, please check the technical information concerning those products.

**Connected Systems:** Connected Systems approved products are optimized in such way that no dark discoloration, caused by chemical interaction between finish and adhesive occurs, when applied in accordance with the Technical Information.

The words or symbols denoted by ® stand for trademark rights that are at least registered and protected in the territory of Germany.