



# EasyFill

FILLER






Fast drying water-based binder designed to be mixed with fine wood dust to create a customized wood filler.

- Excellent coverage
- Fast drying
- No offensive odor
- Easy application
- Suitable for all types of wood

**Recommended use:**

EasyFill can be mixed with wood dust from any species and used with engineered, solid, strip, plank or parquet floors. The viscosity can be adjusted from a low viscosity for full troweling to a high viscosity for spot-filling large gaps and spaces. The dried material powders well, sands easily, and won't clog your abrasives. Since the natural material of the floor is being used EasyFill also stains very consistently without the fear of color loss as seen with many other premixed products.

## Product data

ART.-NO.	ITEM-#			
11039	LO-FI-261	1 gal.	4	200

**Storage and transportation**

Shelf life: 12 months in unopened containers.  
Store product between 40°F (5°C) and 75°F (25°C). No risk of frost damage during transportation.

## Information for Use

- For professional use only!
- BEFORE USING, READ AND UNDERSTAND ALL LABEL INSTRUCTIONS AND MATERIAL SAFETY DATA SHEETS.
- For technical advice call our Loba-Wakol Technical Service at 1-800.230.6456.
- Recommended conditions are 55°F-80°F/40-75%rH.
- Sand and prepare floors according to NWFA guidelines.
- **WARNING!** If you scrape, sand, or remove old paint from wood floors, you may release lead dust. Follow local and/or federal requirements for lead removal. Before you start, find out how to protect yourself and others by contacting the National Lead Information Hotline at 1-800-424-LEAD or log on to [www.epa.gov/lead](http://www.epa.gov/lead).
- ALWAYS PREPARE A SAMPLE OR TEST AREA TO DETERMINE COMPATIBILITY, APPEARANCE, AND DESIRED RESULTS.
- Shake material well before use.
- Do not thin. Do not add water.
- Do not apply at temperatures below 55°F (13°C). Make sure material is at room temperature. Always maintain adequate ventilation during all phases of the coating and drying process.
- Do not use dust from the belt/drum sander (big machine). Use fine dust from edger or multi-head sander.
- Mix EasyFill with the finest wood dust available from sanding into a smooth trowelable consistency. Fine dust will be easier to trowel, fill gaps/voids better, and will also provide better adhesion in the joints. Trowel-fill the complete floor before the final sanding. Repeat procedure on larger joints or damaged areas after the first application is fully dry.
- Completely sand all dried material from the surface during your final sanding phase.

### APPLICATION TOOL

LOBA trowel

### COVERAGE

On newly installed hardwood floors with small gaps approx. 500-800 square feet per gallon

### SCREEN AND RECOAT

- Do NOT use EasyFill on Factory Finished or Manually Finished Floors.
- Only apply to raw wood.
- EasyFill must be coated with LOBA water-based sealers, finishes, or LOBA oil systems.

### DRYING TIME

- On newly installed hardwood floors sandable after 15-30 minutes, at renovations with extremely wide joints let dry over night.
- It is possible to apply LOBA water-based & LOBA oil systems as soon as 1 hour after application of Loba EasyFill.

### POSSIBLE SURFACE TREATMENT WITH:

Any Water-based LOBA finish system or any LOBA oil system, without limitation.

### RECOMMENDED PROCEDURE FOR WOOD FLOORS:

- Sand to your medium grit sanding sequence.
- Trowel-fill with EasyFill
- Allow to dry 20-40 min.
- Final Cut
- Apply surface treatment according to Technical Data Sheet of the product.

**Tip:** An ideal color result is achieved at a mixing ratio of 1:10 by weight or 2:5 by volume (sanding dust content to binder).

### COLORING OF DARK WOOD SPECIES:

The coloring of dark woods can be improved by adding Mixol universal tinting pigment. Pour 1 Gal. of LOBA EasyFill into a bucket, add 200 ml max. of MIXOL and stir with a paint mixer to a uniform consistency. In order to avoid color deviations, always mix enough for each layer of finish.

- **Mixol 23 - Dark Brown** For dark wood types like: smoked oak, wenge, pangapanga
- **Mixol 20 - Chestnut** For reddish wood species such as: jatoba, merbau, mahogany

### COMPATIBILITY

When this product is used in combination with other LOBA products the technical information of these products must be followed. Refer to the Technical Data Sheets. LOBA cannot guarantee the suitability of products other than LOBA.

## General guidelines

**Cleaning of tools:** Clean tools and equipment with water.

**Cure Time:** The stated drying and cure times are based on ideal conditions (68°F, 50% rH) at the recommended application rates. Insufficient ventilation, high humidity, lower temperatures, increased coat thickness can prolong the curing process considerably. Do not cover floors, replace carpets or rugs, or clean floors with a damp mop/cloth before the final curing has been reached.

**Use with or without a primer:** Some finishes can be used without a primer. The use of a primer increases application reliability and decreases risk of application marks on most wood types. Further details can be found in the LOBA wood type suitability list in the current catalog.

**Side bonding:** Water-based coating systems can show a tendency for side bonding. Several measures can be taken to minimize the formation of irregular joints and the associated locking effect. The use of shear-resistant or firm elastic adhesive to adhere the hardwood flooring, careful filling of the joints, use of suitable LOBA primers, and maintaining a consistent climate are some of these steps. (Education of the customer is recommended). The risk of side bonding is greater with old floors with damaged, weak, or very flexible adhesives and wood flooring installed over underfloor heating, and less stable woods such as beech and maple.

**Safety Precautions:** Even when working with low or zero-emission products the usual safety measures must be taken. Keep away from children. Do not eat, drink, or smoke in working areas. Wear suitable safety gloves. Clean product off of hands. Change soiled clothes.

**First Aid:** If swallowed, do not induce vomiting. Call for medical help immediately. Never give anything by mouth to an unconscious person. If breathing is difficult or other respiratory complaints, remove to fresh air and get medical attention. In case of eye contact, immediately flush eyes for several minutes under running water. Generally, this product does not cause skin irritation. Call a physician if irritation occurs.

**Special Information** The information in this document and any other information or advice we provide is intended for our customers only, and all information and advice is subject to the terms and limitations in Loba-Wakol's General Terms and Conditions, including without limit its limited warranty ("Terms"). The Terms are not expanded, changed, or waived by the information in this document or by any information or advice given by Loba-Wakol. Loba-Wakol has no relationship or obligation to anyone other than the customer that originally purchases the product from Loba-Wakol.

The information in this document and any other information or advice we provide is the result of our prior experience and our knowledge of our products. Due to the wide variety of application possibilities and processing conditions, it is the customer's responsibility to test our product for suitability for its intended purpose. When in doubt, call our Technical Service for support. Technical Information is also available by visiting our website [www.loba-wakol.com](http://www.loba-wakol.com). You must read and understand, and have your professional installer read and understand, all information contained in our Terms and in our published specifications, technical data sheets, written directions for installation, use and maintenance, and labels on the product. If you have any questions during application or use, immediately stop the application and use and contact our Technical Service. For information about other products offered by Loba-Wakol, please check the technical information concerning those products.

The words or symbols denoted by ® stand for trademark rights that are at least registered and protected in the territory of Germany.