

TECHNICAL INFORMATION

2K Supra A.T. SATIN



Ceramic-reinforced water-based 2-Component polyurethane finish. For extremely heavy wear. Elastic, excellent chemical and abrasion resistance.




- Water-based polyurethane formula for extreme wear resistance
- Exceptional scratch resistance
- Excellent build through high solid content
- Non-yellowing
- Easy to use, no lap marks
- 50% cured after 24 hours

Recommended use:

Suitable for high traffic commercial areas. Suitable for wood, cork, PVC, LVT, and VCT flooring. Can be used to recoat factory finished UV cured, wood and cork floors in conjunction with 2K Contact. Excellent slip resistance.



Technical Data

Art.-no.	Item-#			
11465	LO-FI-157	1 gal.	4	144
Gloss level approx.*	25			
Solids	37 ±2%			
Viscosity DIN 4	19 ±2s			
Storage and transportation	Shelf life: 12 months in unopened containers. Store and transport between 40°F to 75°F (5°C to 25°C). KEEP FROM FREEZING.			
US Regulatory VOC	< 155 g/l			

* The degree of gloss is measured at 60° on glass. It depends on the layer thickness and ambient conditions (temp., rel. humidity) during the drying process. The values are intended merely as a guide.

Information for Use

30/11/2022



TECHNICAL INFORMATION

2K Supra A.T. SATIN



Information for Use

- For professional Use only!
- BEFORE USING, READ AND UNDERSTAND ALL LABEL INSTRUCTIONS AND MATERIAL SAFETY DATA SHEETS.
- For technical advice call our Loba-Wakol Technical Service at 1-800.230.6456.
- Recommended conditions are 55°F-80°F/40-75%rH.
- Sand and prepare floors according to NWFA guidelines.
- **WARNING!** If you scrape, sand or remove old paint from wood floors, you may release lead dust. Follow local and/or federal requirements for lead removal. Before you start, find out how to protect yourself and others by contacting the National Lead Information Hotline at 1-800-424-LEAD or log on to www.epa.gov/lead.
- ALWAYS PREPARE A SAMPLE OR TEST AREA TO DETERMINE COMPATIBILITY, APPEARANCE, AND DESIRED RESULTS.
- POT LIFE: 2 hours. For mixing the full container shake base well, and add complete hardener to base, replace lid, and then shake vigorously to mix. For mixing smaller quantities, mix at a ratio of 10 parts base : 1 part hardener. Use the LOBA Mixing Container or a scale to weigh out the components.
- Do not thin. Do not add water.
- Do not apply at temperatures below 55°F (13°C). Make sure material is at room temperature. Always maintain adequate ventilation during all phases of the coating and drying process.
- Apply evenly at the recommended coverage rate. Avoid streaks, puddles, and lap marks.
- This product is part of the LOBA and Wakol "Connected Systems". The approved combinations with Wakol wood flooring adhesives may be found in the "Connected Systems Matrix": <https://www.loba.de/us/connected-systems/>

Application Tool

LOBA roller Microfiber 100-120, T-bar, Trim pad, Lambswool, Brush, Roller

Coverage

500-600 square feet per gallon per coat.

Screen and Recoat

- Clean floor, abrade with LOBASAND 180 grit perforated pad (or equivalent). Vacuum floor then tack using a LOBA Mop and a new/clean LOBA microfiber mop pad lightly dampened with water to remove all dust.
- Apply finish following instructions.
- Always prepare test areas to determine compatibility, appearance, and desired results. Prefinished wood floors can be recoated without sanding if 2K Contact is used as an adhesion promoter before coating. Refer to the Technical Information of 2K Contact.

Drying time

- Earliest possible recoating after 2-3 hours.
- Fully cured after 5 days
- If there is a delay in drying wait until you can see that the surface is completely dry.

30/11/2022



TECHNICAL INFORMATION

2K Supra A.T. SATIN



Information for Use

Suitable product combinations

Primers:

- EasyPrime
- 2K Intensive

Stains:

- 2K IntensiveColor
- Stain.

Refer to the Technical Data Sheets for the product.

Recommended Procedure for wood floors:

- Apply one coat of EasyPrime according to directions.
- Allow to dry for 60-90 min.
- Apply 2K Supra^{A.T.}.
- Allow to dry for 2-3 hours.
- Intermediate sanding with LOBASAND perforated pad 180 (or equivalent) to remove grain raise.
- Vacuum floor then tack using a LOBA Mop and a new/clean LOBA microfiber mop pad lightly dampened with water to remove all dust.
- Apply 2K Supra^{A.T.}.

Recommended Procedure for cork floors:

Seal cork only after the glue has sufficiently set (refer to manufacturer's information)

Roll on a maximum of 2 coats per day

Untreated natural cork:

- Roll a total of three coats of finish onto the cork.
- Apply first coat and allow to dry 2-4 hours.
- Apply the second coat and allow to dry overnight (reduces risk of granule swelling).
- Intermediate sanding with LOBASAND perforated pad 180 (or equivalent) to remove grain raise. Vacuum floor then tack using a LOBA Mop and a new/clean LOBA microfiber mop pad lightly dampened with water to remove all dust.
- Apply final coat.

Prefinished cork

Note information given by the cork supplier. If suitable for recoating, apply one or two layers of coating after an intermediate sanding.

Renovation / recoating of old coatings

Basic cleaning with Remover. Use a rotary disk buffing machine and a LOBASAND SpecialPad green. Care product residues must be completely removed. Even small amounts of residue can adversely effect the bond of the coating. Clean with clear water (neutralize). After drying, perform a thorough intermediate sanding or preparation with LOBA 2k Contact. Apply coating in one or two layers by roller

Prefinished cork:

- Note information given by the cork supplier.

30/11/2022



TECHNICAL INFORMATION

2K Supra A.T. SATIN



Information for Use

- Abrade surface with 180 grit LOBASAND perforated pad and apply one coat of 2K Supra^{A.T.}.
- Let dry for 3-4 hours and apply a second coat of 2K Supra^{A.T.}.

Renovation/recoating of old coverings:

- Basic cleaning with Remover. Use single disc slow speed buffer and green or red abrasive pads. All care products must be completely removed; even small amounts of residue may cause problems with the adhesion of the finish.
- Neutralize/rinse with clean water.
- Abrade the surface with 180 grit LOBASAND perforated pad after drying.
- Apply one or two coats of 2K Supra^{A.T.}.

Recommended Procedure for PVC, LVT & VCT floors

- Prior to application, floors must be cleaned thoroughly, remove any wax or any other substance which could inhibit adhesion completely by using LOBASAND Remover and a green abrasive pad and a low speed buffer.
- Vacuum with a wet vac, rinse with clear water (avoid bringing too much water on the surface) and let dry. Repeat cleaning procedure if necessary.
- The floor must be thoroughly dulled/abraded by using a buffer and LOBASAND maroonpad.
- Apply one coat of 2K Supra^{A.T.}.

Compatibility

When this product is used in combination with other LOBA products the technical information of these products must be followed. Refer to the Technical Data Sheets. LOBA cannot guarantee the suitability of products other than LOBA.

General guidelines

Cleaning of tools: Clean tools and equipment with water.

Floor Care: Clean floor with damp cloth or mop only after full cure is reached. Do not clean with water or detergent during the first week. After one week we recommend the use of LOBA Hardwood Floor Cleaner. Put walk-off mats at all entrance doorways to minimize dirt and grit. Sweep or vacuum daily and damp-wipe with LOBA Hardwood Floor Cleaner. Use felt pads under furniture legs and appliances. Place furniture and other heavy appliances carefully.

Plasticizer containing materials: Plasticizer containing materials e.g. carpet padding, furniture padding, chair casters, elastic adhesives, etc. could lead to softening and discoloration of the finish.

Visit www.loba-wakol.com for additional information and instruction about floor care and maintenance.

Cure Time: The stated drying and cure times are based on ideal conditions (68°F, 50% rH) at the recommended application rates. Insufficient ventilation, high humidity, lower temperatures, increased coat thickness can prolong the curing process considerably. Do not cover floors, replace carpets or rugs, or clean floors with a damp mop/cloth before the final curing has been reached.

Intermediate sanding: When several layers of finish are being applied successive coats can be applied within 24 hours without intermediate sanding. After 24 hours an intermediate sanding must be performed. An intermediate sanding before the final application is recommended and will achieve a smoother surface. Remove all dust after intermediate sanding and prior to application of finish coats.

30/11/2022



TECHNICAL INFORMATION

2K Supra A.T. SATIN



General guidelines

Use with or without a primer: Some finishes can be used without a primer. The use of a primer increases application reliability and decreases risk of application marks on most wood types. Further details can be found in the LOBA wood type suitability list in the current catalog.

Side bonding: Water-based coating systems can show a tendency for side bonding. Several measures can be taken to minimize the formation of irregular joints and the associated locking effect. The use of shear-resistant or firm elastic adhesive to adhere the hardwood flooring, careful filling of the joints, use of suitable LOBA primers, and maintaining a consistent climate are some of these steps. (Education of the customer is recommended). The risk of side bonding is greater with old floors with damaged, weak, or very flexible adhesives and wood flooring installed over underfloor heating, and less stable woods such as beech and maple.

Safety Precautions: Even when working with low or zero-emission products the usual safety measures must be taken. Keep away from children. Do not eat, drink or smoke in working areas. Wear suitable safety gloves. Clean product off of hands. Change soiled clothes.

First Aid: If swallowed, do not induce vomiting. Call for medical help immediately. Never give anything by mouth to an unconscious person. If breathing is difficult or other respiratory complaints, remove to fresh air and get medical attention. In case of eye contact, immediately flush eyes for several minutes under running water. Generally, this product does not cause skin irritation. Call a physician if irritation occurs.

Special Information The information in this document and any other information or advice we provide is intended for our customers only, and all information and advice is subject to the terms and limitations in Loba-Wakol's General Terms and Conditions, including without limit its limited warranty ("Terms"). The Terms are not expanded, changed, or waived by the information in this document or by any information or advice given by Loba-Wakol. Loba-Wakol has no relationship or obligation to anyone other than the customer that originally purchases the product from Loba-Wakol.

The information in this document and any other information or advice we provide is the result of our prior experience and our knowledge of our products. Due to the wide variety of application possibilities and processing conditions, it is the customer's responsibility to test our product for suitability for its intended purpose. When in doubt, call our Technical Service for support. Technical Information is also available by visiting our website www.loba-wakol.com. You must read and understand, and have your professional installer read and understand, all information contained in our Terms and in our published specifications, technical data sheets, written directions for installation, use and maintenance, and labels on the product. If you have any questions during application or use, immediately stop the application and use and contact our Technical Service. For information about other products offered by Loba-Wakol, please check the technical information concerning those products.

The words or symbols denoted by ® stand for trademark rights that are at least registered and protected in the territory of Germany.

Connected Systems: Connected Systems approved products are optimized in such way that no dark discoloration, caused by chemical interaction between finish and adhesive occurs, when applied in accordance with the Technical Information.

30/11/2022

